

# Swiss Dairy Economy in figures

2021/22



Editor:  
Swiss Milk Producers SMP  
Weststrasse 10, P.O.Box  
CH-3000 Berne 6  
Switzerland

Telephone +41 (0)31 359 51 11  
[smp@swissmilk.ch](mailto:smp@swissmilk.ch)  
[swissmilk.ch](http://swissmilk.ch)

S M P • P S L

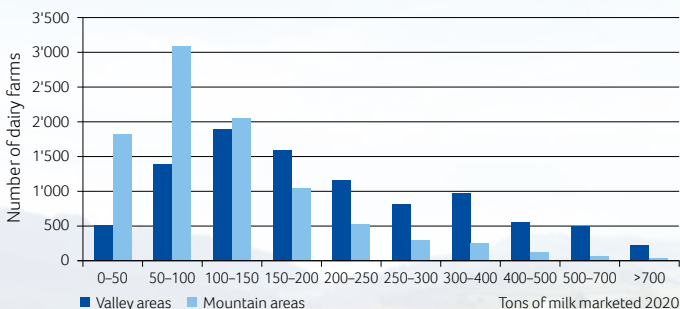
swissmilk

## Overview

All-year businesses (summering businesses excluded)		2019	2020	Change 2019/20 absolute   in percent	
Producers in lowland areas	number	9'897	9'543	-354	-3.6%
Producers in mountain areas	number	9'448	9'245	-203	-2.1%
Total producers	number	19'345	18'788	-557	-2.9%
Average delivery	kg	171'917	177'234	5'318	3.1%
Average size of businesses	ha	27.2	27.7	0.4	1.6%
Average of milk quantity sold per ha (1 ha = 2.47 acres)	kg	6'316	6'409	93	1.5%
Average milk supply per cow	kg	6'354	6'436	82	1.3%

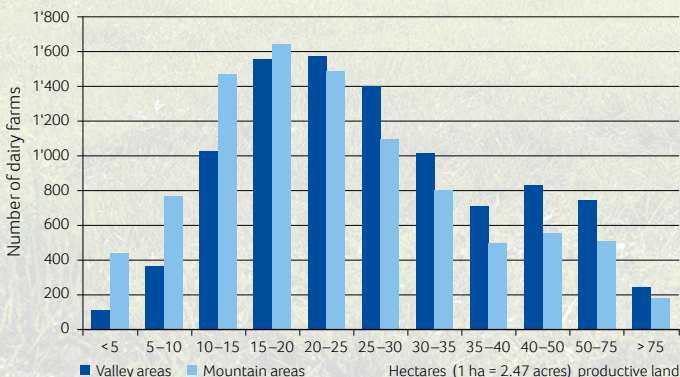
Source: Milk statistics; TSM Treuhand GmbH

### Dairy farms according to quantity of milk production



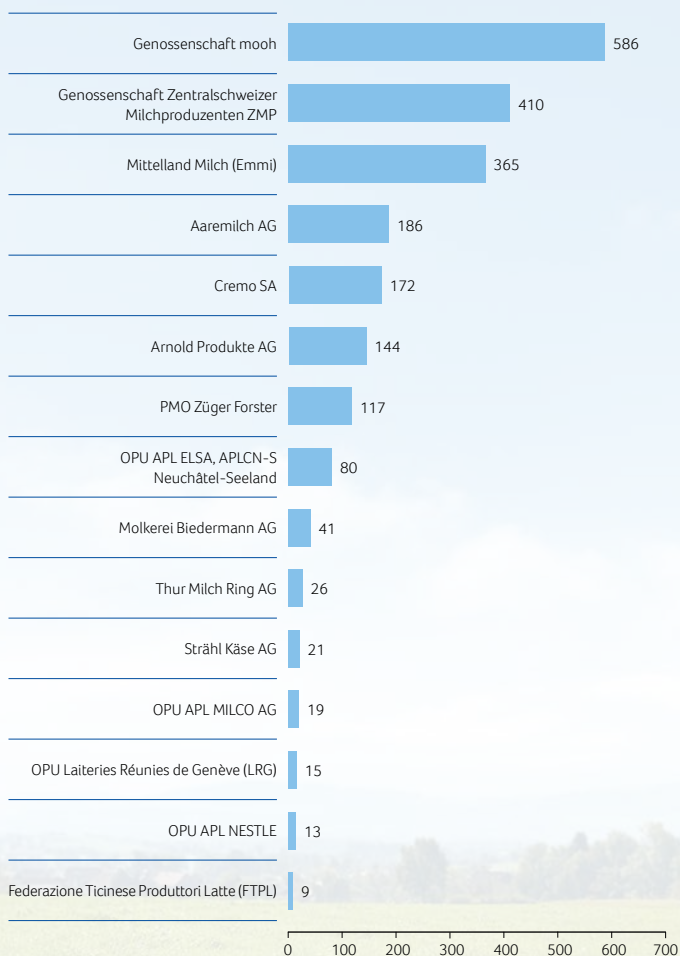
Source: TSM Treuhand GmbH

### Dairy farms according to size categories (2020)



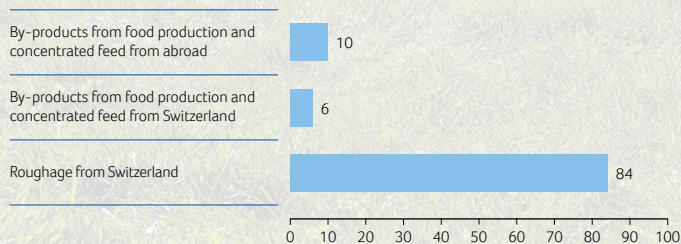
Source: TSM Treuhand GmbH

## Quantity of milk purchased (initial milk purchase) 2020 in millions of kilograms



Source: Swiss Milk Producers SMP

## Feed composition of a Swiss cow in percent



Source: Federal Office for Agriculture, agricultural report

## Milk performance from cattle of the herd book

Breeds	2016/17 kg	2017/18 kg	2019 kg	2020 kg	Change 2019/20	
					absolute	in percent
Standard lactation						
Brown cattle	7'171	7'184	7'328	7'303	-25	-0.3%
Red Holstein	8'140	8'127	8'241	8'349	108	1.3%
Holstein	8'813	8'984	9'002	9'053	51	0.6%
Fleckvieh cattle	7'098	7'100	7'146	7'170	24	0.3%
Simmental	5'940	5'879	5'960	5'975	15	0.3%
Montbéliarde	7'608	7'472	7'513	7'664	151	2.0%
Jersey	5'718	5'765	5'925	6'058	133	2.2%
Herens	3'499	3'361	3'336	3'428	92	2.8%

Source: Milk statistics, from 2019 calendar year except Hérens

## Milk processing

Products	2018	2019	2020	Change 2019/20	
	tons ME*	tons ME*	tons ME*	absolute	in percent
Cheese	1'492'848	1'512'573	1'563'810	51'237	3.4%
Curd cheese	26'746	28'374	30'143	1'769	6.2%
Fresh milk	382'614	373'405	384'737	11'332	3.0%
Cream	280'933	277'517	278'266	749	0.3%
Yoghurt	118'272	116'665	124'139	7'474	6.4%
Other milk specialities	100'307	100'435	103'890	3'455	3.4%
Durable dairy goods	379'814	356'543	307'991	-48'552	-13.6%
Butter	542'593	523'957	491'509	-32'448	-6.2%
Other uses	130'301	109'802	120'654	10'852	9.9%
<b>Total</b>	<b>3'454'428</b>	<b>3'399'271</b>	<b>3'405'139</b>	<b>5'868</b>	<b>0.17%</b>

Source: TSM Treuhand GmbH

\* ME: Milk equivalents contents of 1 kg of milk based on protein (45%) and fat contents (55%)

## Organic milk processing

Products	2018	2019	2020	Change 2019/20	
	tons ME*	tons ME*	tons ME*	absolute	in percent
Cheese	84'704	89'250	98'747	9'497	10.6%
Curd cheese	3'010	3'045	3'576	531	17.4%
Fresh milk	51'152	54'105	60'934	6'829	12.6%
Cream	5'936	5'922	6'517	595	10.0%
Yoghurt	14'173	13'720	14'946	1'226	8.9%
Other milk specialities	2'856	2'777	3'190	413	14.9%
Durable dairy goods	16'442	15'327	13'142	-2'185	-14.3%
Butter	33'146	39'635	37'230	-2'405	-6.1%
Other uses	6'016	6'055	5'485	-570	-9.4%
<b>Total</b>	<b>217'435</b>	<b>229'836</b>	<b>243'767</b>	<b>13'931</b>	<b>6.4%</b>

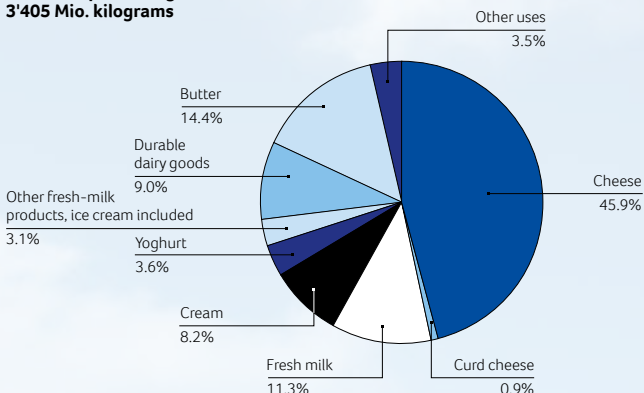
Source: TSM Treuhand GmbH

\* ME: Milk equivalents contents of 1 kg of milk based on protein (45%) and fat contents (55%)



## Milk processing: processing share in milk equivalents (ME)

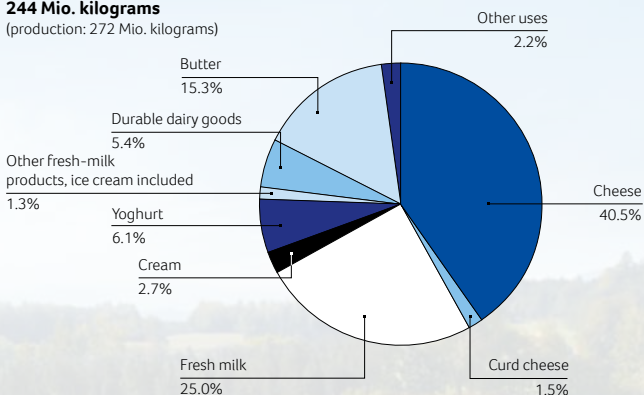
**Total milk processing 2020:**  
3'405 Mio. kilograms



## Organic milk processing

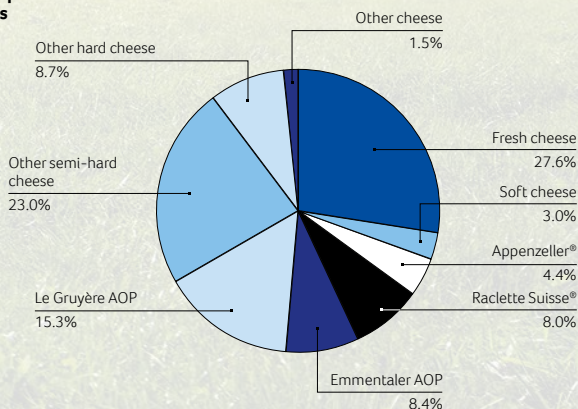
**Total organic milk processing 2020:**  
244 Mio. kilograms

(production: 272 Mio. kilograms)



## Cheese production

**Total cheese production 2020:**  
203'791 tons



## Milk price national / international

Type of milk - bonus for commercial milk included	2010	2015	2020	Change 2015/20	
	cents/kg	cents/kg	cents/kg	absolute	in percent
Industrial milk	59.46	57.09	60.19	3.10	5.4%
Milk processed to artisanal cheese*	72.06	73.17	73.77	0.60	0.8%
Organic milk	74.72	77.51	81.16	3.65	4.7%
International	2010	2015	2019	Change 2015/19	
EU 28	42.12	32.93	38.40	5.47	16.6%
USA	37.55	36.28	40.75	4.47	12.3%
New Zealand	53.13	21.27	34.45	13.18	62.0%

Source: Market report,  
Federal Office for Agriculture FOAG, IDF 2020

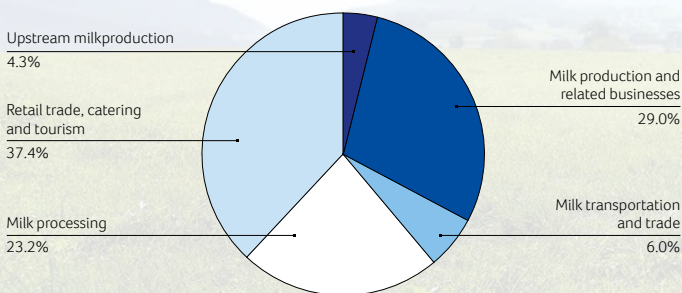
\* bonus for silage-free production excluded

## Per capita consumption 2019

Countries	Milk kg/capita	Cheese kg/capita	Butter kg/capita
Switzerland	53.7	22.0	5.3
EU 28	56.8	19.1	3.9
Germany	50.2	25.0	5.8
France	43.7	26.8	8.2
Italy	45.3	23.2	2.5
Belarus	83.3	15.3	4.2
Brazil	38.7	8.2	0.4
USA	63.8	17.5	2.8

Source: International Dairy Federation (IDF) 2020

## Share of jobs in the dairy economy (estimate)



Source: agristat, Federal Office for Agriculture, agricultural report



## Foreign trade balance in mio. of whole milk equivalents WME\*

Imports	2019	2020	Change 2019/20	
	WME	WME	absolute	in percent
Fresh milk	24.0	25.5	1.5	6.3%
Cream	6.6	4.9	-1.7	-25.8%
Yoghurt	7.1	7.5	0.4	5.6%
Fresh milk products	0.4	0.4	0.0	0.0%
Milk & cream powder	42.9	50.1	7.2	16.8%
Milk protein products	0.2	0.1	-0.1	-50.0%
Butter	10.7	79.4	68.7	642.1%
<i>Fresh cheese</i>	<i>75.2</i>	<i>84.3</i>	<i>9.1</i>	<i>12.1%</i>
<i>Soft cheese</i>	<i>42.1</i>	<i>47.7</i>	<i>5.6</i>	<i>13.3%</i>
<i>Semi-hard cheese</i>	<i>59.5</i>	<i>66.8</i>	<i>7.3</i>	<i>12.3%</i>
<i>Hard-cheese</i>	<i>65.7</i>	<i>72.5</i>	<i>6.8</i>	<i>10.4%</i>
Cheese	242.5	271.3	28.8	11.9%
Other food**	138.4	146.9	8.5	6.1%
<b>Total imports in mio. WME</b>	<b>472.7</b>	<b>586.2</b>	<b>113.5</b>	<b>24.0%</b>
<b>Exports</b>				
Fresh milk	2.9	2.5	-0.4	-13.8%
Cream	6.2	6.1	-0.1	-1.6%
Yoghurt	3.7	3.6	-0.1	-2.7%
Fresh milk products	16.3	18.1	1.8	11.0%
Milk & cream powder	63.1	47.1	-16.0	-25.4%
Milk protein products	6.5	5.1	-1.4	-21.5%
Butter	6.3	6.3	0.0	0.0%
<i>Fresh cheese</i>	<i>28.8</i>	<i>30.0</i>	<i>1.2</i>	<i>4.2%</i>
<i>Soft cheese</i>	<i>3.9</i>	<i>3.1</i>	<i>-0.8</i>	<i>-20.5%</i>
<i>Semi-hard cheese</i>	<i>103.7</i>	<i>102.7</i>	<i>-1.0</i>	<i>-1.0%</i>
<i>Hard-cheese</i>	<i>204.0</i>	<i>209.9</i>	<i>5.9</i>	<i>2.9%</i>
Cheese	340.5	345.6	5.1	1.5%
Other food**	342.7	340.7	-2.0	-0.6%
<b>Total exports in mio. WME</b>	<b>785.1</b>	<b>775.3</b>	<b>-9.8</b>	<b>-1.3%</b>
<b>Balance (exp.-imp.) in mio. WME</b>	<b>312.4</b>	<b>189.0</b>	<b>-123.3</b>	<b>-39.5%</b>

\* The milk products are converted according to content of usable energy in millions of whole milk equivalents (WME). One WME corresponds to one kg whole cow's milk with a usable energy of 2800 kilojoules (kJ). \*\* Products and food preparations in accordance General Directorate of customs «other customs chapters». Source: Milk statistics

## More Information






















Further information including on remuneration, organic contents, price indexes can be found in the current milk statistics.

swissmilk.ch  
ip-lait.ch  
fromarte.ch  
cheesesfromswitzerland.com  
alpcheese.ch

tsmtreuhand.ch  
bobutter.ch  
agriculture.ch  
agristat.ch  
blw.admin.ch

Berne, september 2021

## Companies processing milk

Dairy milk	Processed quantity of milk 2020 in Mio. kg	Turnover 2020 in Mio. CHF	Logo
Emmi AG	892	901	
Cremo SA	393	363	
M-Industrie dairy products	–	–	
Hochdorf Swiss Nutrition AG	251	215	
Züger Frischkäse AG	165	165	
Nestlé Suisse SA	113	–	
Cheese dairy milk	Processed quantity of milk 2020 in Mio. kg	Number of cheese dairies 2020	Logo
Le Gruyère AOP (alpage incl.)	334	217	
Emmentaler AOP	197	110	
Raclette Suisse®	157	34	
Appenzeller®	87	45	
Tête de Moine AOP	30	8	
Vacherin Fribourgeois AOP	28	102	
Tilsiter Switzerland®	27	22	
Raclette du Valais AOP *	24	78	
Sbrinz AOP	20	25	
Bündner Bergkäse	11	9	
Vacherin Mont d'Or AOP	4	10	
Schweizer Alpkäse®	58	1'349	
of which Berner Alp- & Hobelkäse AOP	13	464	
of which Le Gruyère d'alpage AOP	7	56	
of which L'Etivaz AOP	5	65	
of which formaggio d'alpe ticinese DOP	4	85	